Mechanism of Action

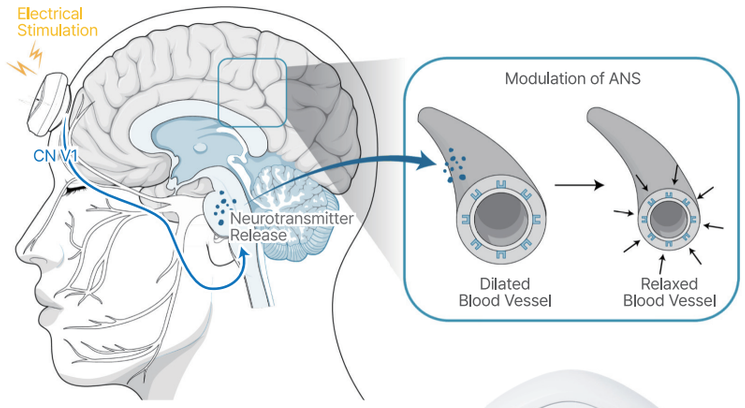

STEP1
Electrical Stimulation is applied to the Trigeminal Nerve (CN V1) on the Forehead

STEP2
The Trigeminal Nerve Signal induces Neurotransmitter Release

STEP3
Modulation of the Autonomic Nervous System(ANS)

STEP4
Reduction of the Intensity and Frequency of Migraine Attack



Program1 (Acute Mode)		Program2 (Prevention Mode)
60min		20min
Attack Intensity Reduction	Application	**Attack Frequency Reduction**
Press power button, then + button		Press power button, then + button
Yellow	Light Color	**Blue**
When Migraine Attack Occurs	Application Frequency	Daily Use
60 mins	Duration	20 mins
100Hz Stimulus	Stimulation Type	60Hz Stimulus

ELEXIR

Perfect for

- Confirmed Efficacy Through Clinical Trial
- Semi-permanent Use
- Electrical Stimulation Instead of Chemical Stimulation
- Safe and Convenient Use


Students who are stressed while studying


Office workers under heavy assignment having migraine


Ones with daily life ruined by migraine


Ones being stressed by acute migraine attack

Clinical Evidences

1 Hr Use with Program 1 (Acute Mode)

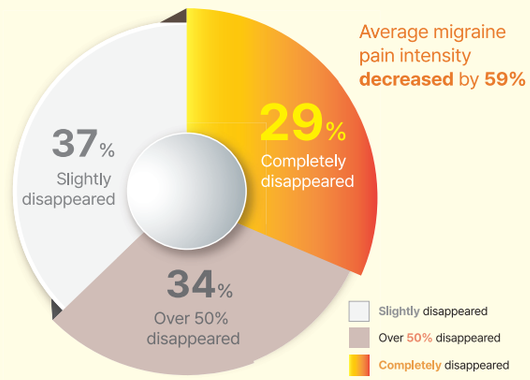

Chou, D. E., Shnayderman Yugrakh, M., Winegarner, D., Rowe, V., Kuruvilla, D., & Schoenen, J. (2019). Acute migraine therapy with external trigeminal neurostimulation (ACME): A randomized controlled trial. Cephalalgia, 39(1), 3-14.

In 1 Month Use with Program 2 (Prevention Mode)

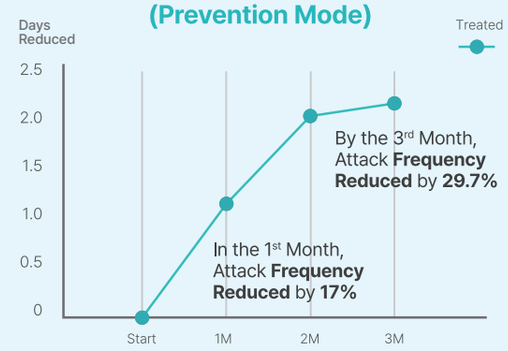

- Drug taken **Reduced** by **37%**
- Sleep Quality **Improve** by **over 30%**
- Stress Response **Reduced** by **30%** in **20 min**

Schoenen, J., Vandersmissen, B., Jeangette, S., Herroelen, L., Vandenheede, M., Gérard, P., & Magis, D. (2013). Migraine prevention with a supraorbital transcutaneous stimulator: a randomized controlled trial. Neurology, 80(8), 697-704.

Arithmetic Stress (LF/HF) Changes

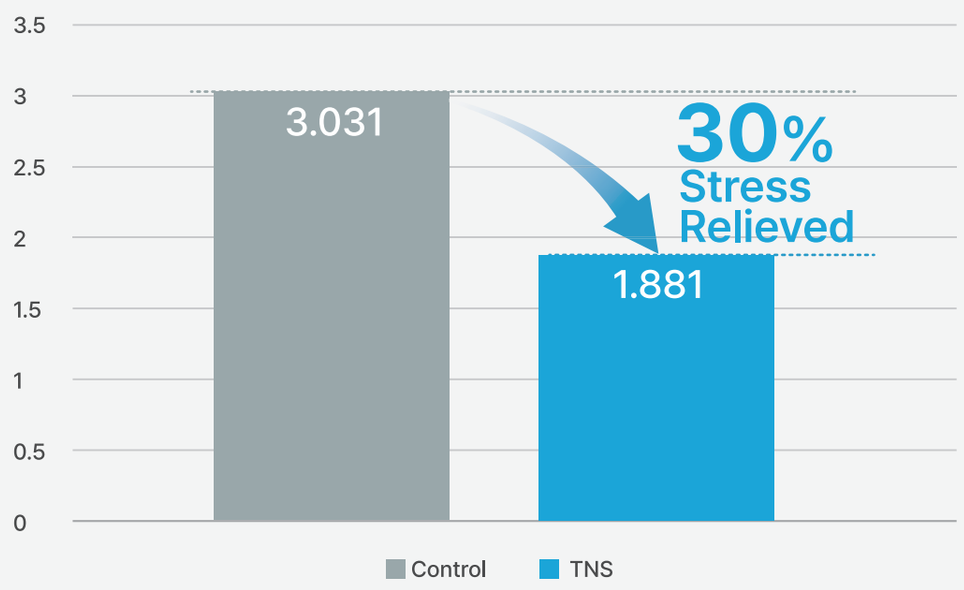

Monaco, A., Cattaneo, R., Ortu, E., Constantinescu, M. V., & Pietropaoli, D. (2017). Sensory trigeminal ULF-TENS stimulation reduces HRV response to experimentally

ELEXIR



How to Use





STEP1
Clean the Forehead
before placing
the Hydrogel Patch



STEP2
Detach the Hydrogel Patch
from the Protective Film



STEP3
Place the Hydrogel Patch
above the Eyebrows,
Middle of the Forehead



STEP4
Press (⏻/+) button
to turn ELEXIR on



STEP5
Attach ELEXIR to the Patch,
select the Treatment Program
to start the Session



STEP6
Lean back and Relax
during the Treatment Session

Nu Eyne
A MEDICAL R&D COMPANY

ELEXIR

US FDA Cleared (K211380) Medical Solution
for **Head Pain Relief** and **Prevention** from Chronic Migraine



ELEXIR is Personal Wearable Treatment Device for Chronic Migraine
by applying **'Charge-Balanced, Symmetric Pulse Electrical Stimulation'**
to the Opthalmic Division of the Trigeminal Nerve (CN V1) on the Forehead
to **relieve the Attack Intensity** and **to reduce the Attack Frequency**.